














Pictogram questions

Colour	Number of Smarties	Frequency
Green		7
Orange		8
Blue		5
Pink		6
Yellow		11
Red		8
Purple		7
Brown		3
	Key  = 2 smarties	

1. How many green smarties are there? _____
2. How many brown smarties are there? _____
3. Which colour is the most popular smartie? _____
4. Which colour is the least favourite smartie? _____
5. How many more yellow smarties are there than pink smarties? _____
6. How many more purple smarties are there than blue smarties? _____
7. How many more red smarties are there than brown smarties? _____
8. How many smarties are there all together? _____

2. The pictogram gives information about the number of goals scored in a local football league in each of 3 weeks.

First week	
Second week	
Third week	
Fourth week	
Fifth week	

Key:  represents 4 goals

- (a) Find the number of goals scored in the first week.

.....

(1)

- (b) Find the number of goals scored in the third week.

.....

(1)

8 goals were scored in the fourth week.
5 goals were scored in the fifth week.

- (c) Complete the pictogram.

(2)

(Total 4 marks)